

# Deadlift Roll-off Hoist HH Series



- Compact and able to collect containers in tight areas
- 2 Minute total cycle time\*
- Great for when you need the size of a single axle but need to carry the weight only a multi axle can handle.
- 47 Degree Dump angle

## The Galfab Advantage



### Outboard Supported Side Rollers

Greasable roller shaft is removable with two bolts.



### Lift Cylinder

Two lift cylinders utilize a 2 1/2" shaft.



### Heavy Duty Rear Rollers

Rollers increase the life of your hoist and gives you added support to the long sills of your container.



### Front Stop

Durable stops made with heavy duty 1-1/2" plate steel.



### Standard Features

- 8 x 4 x 1/2" Tube Main Frame
- 3 x 2 x 1/4" Tube Sub Frame
- 2 1/2" Diameter Rear Hinge
- All Working Points Greasable
- 1" Spring Loaded Container Locks
- 2 1/2" Diameter Lift Cylinder Shafts
- 10" Diameter Cable Sheaves
- 52 Gallon Oil Reservoir
- Suction Screen and Return Filter
- Inside and Outside Controls
- Sealed Lighting System

### Shafts

- Behind Cab and Oversize Oil Tanks
- Tool Boxes
- Auxiliary Stops
- Poly or Steel Fenders
- Tarping Systems
- Hooker Hold On Systems
- Ratchet Tie Down Straps
- Pintle Hook
- Front Mount Pump
- PTO
- Drop Shaft

**DISTRIBUTED BY:**

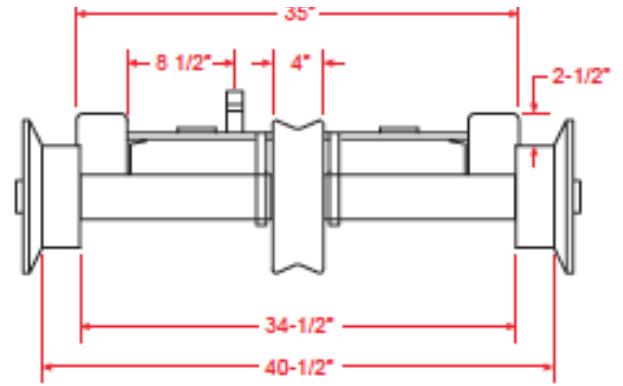
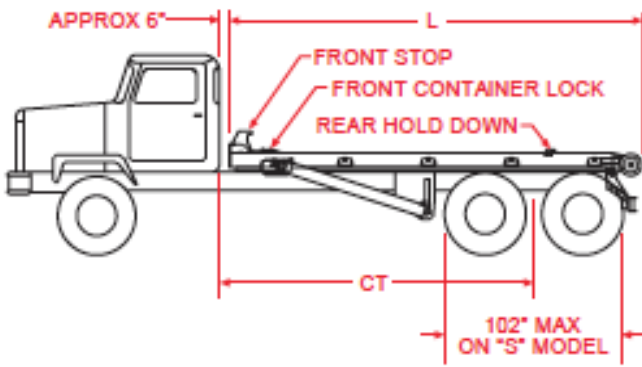


612 West 11th Street Winamac, IN 46996  
(877) 504-1622

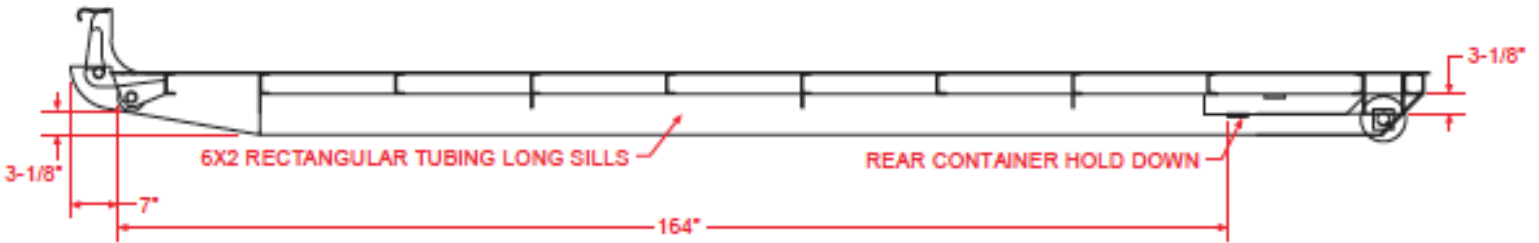
[galfab.com](http://galfab.com)



# Specifications



HOIST FRAME DETAILS



OUTSIDE RAIL CONTAINER REQUIREMENTS

Model	Rated Cap.	CT	L	Dump Angle	Up (Sec.)*	Down (Sec.)*	On (Sec.)*	Off (Sec.)*	Lift Cylinder	Winch Cylinder	Container Length	Appx. Wgt.
HH 50174 S074.5	50,000#	174"	19'	47 deg.	30	13	46	37	6 - 4 1/2" x 74 1/2" DA	7" - 3" x 81 1/2" DA	18' to 20'	7500#
HH 50174 T121	50,000#	194"	19'	47 deg.	43	10	46	37	6" - 5 - 4" x 121" DAT	7" - 3" x 81 1/2" DA	18' to 20'	8300#
HH 50194 T121	50,000#	194"	20' - 8'	47 deg.	43	10	46	37	6" - 5 - 4" x 121" DAT	7" - 3" x 91 1/2" DA	20' to 24'	8500#

\* Cycle Times are Factory developed and controlled by PTO output, oil viscosity, human and mechanical efficiency, and may vary accordingly.

All dimensions are subject to steel and manufacturing tolerances.

CAUTION: This Equipment Should be Operated by Properly Trained Personnel. Improper Use, Misuse or Lack of Maintenance Could Cause Injury to Persons or Property. Photos used in this brochure are illustrative only. We reserve the right to make changes at any time without notice. Information contained within this literature is believed to be the most accurate available at the time of printing.



Valve and Mounting Plate



Optional Patented Hooker Securement System



Optional Pintle Hitch



612 West 11th Street  
Winamac, IN 46996  
(877) 504-1622



[galfab.com](http://galfab.com)

